


C-100HD IN-TRACK DOOR STOP

INSTRUCTION SHEET



PARTS LIST



C-100HD IN-TRACK DOOR STOP



#10 X 1-1/2" SELF DRILLING SCREWS (2)

TRACK COMPATIBILITY



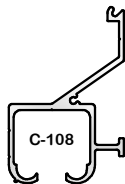
C-104



C-975



C-204



C-108

C-100HD IN-TRACK DOOR STOP IS USED TO STOP THE HANGER INSIDE THE TRACK THUS STOPPING THE DOOR FROM STRIKING THE JAMB OR TO RESTRICT THE DISTANCE THE DOOR WILL TRAVEL.

INSTRUCTIONS:

STEP 1

C-100HD DOOR STOP MUST BE INSTALLED FROM EITHER END OF THE TRACK. THEREFORE IF ENDS ARE NOT ACCESSIBLE, SLIDE STOP INTO TRACK BEFORE SECURING TRACK TO HEADER.

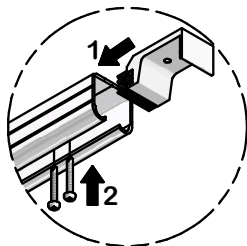
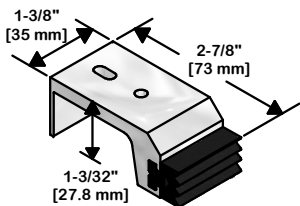
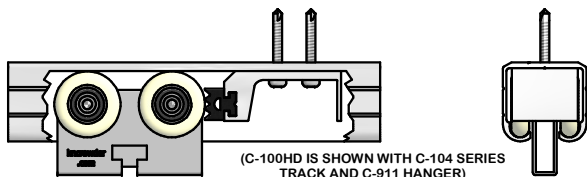
STEP 2

PLACE THE DOOR IN THE CLOSED POSITION, OR THE REQUIRED STOPPING LOCATION. MARK INSIDE TOP FACE OF TRACK IN LINE WITH THE EDGE OF HANGER OR WHEELS (WHICH EVER COMES FIRST.)

STEP 3

PLACE C-100HD DOOR STOP AT REQUIRED LOCATION AND SECURE TO TRACK/HEADER WITH #10 X 1-1/2" SELF DRILLING SCREWS WITH A ROBERTSON DRIVER BIT.

NOTE: IT IS RECOMMENDED TO USE THE OBLONG HOLE FIRST TO SECURE DOOR STOP, THEN CHECK IF IT IS IN THE CORRECT POSITION. ADJUST AS REQUIRED AND PLACE SCREW IN SECOND HOLE TO SECURE FINAL LOCATION.



WEBSITE: www.kncrowder.com
E-MAIL: customerservice@kncrowder.com

K.N. CROWDER MFG. INC.

1220 BURLOAK DRIVE
BURLINGTON, ONTARIO, CANADA, L7L 6B3
TELEPHONE: 905-315-9788 - FAX: 905-315-8090
TOLL FREE FAX: 1-800-567-0123

K.N. CROWDER INC.

210 EIGHTH STREET SOUTH
LEWISTON, NEW YORK, U.S.A. 14092
TELEPHONE: 1-716-754-8247
TOLL FREE FAX: 1-800-567-0123