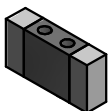


# C-100 IN-TRACK DOOR STOP

## INSTRUCTION SHEET



### PARTS LIST



C-100 IN-TRACK DOOR STOP



#10 X 1-1/2" SELF DRILLING SCREWS (2)

### TRACK COMPATIBILITY



C-300  
OR  
C-350



C-600  
OR  
C-650



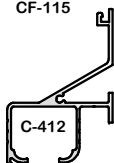
C-411  
OR  
CF-115



C-400



C-500  
OR  
C-538



C-412

C-100 IN-TRACK DOOR STOP IS USED TO STOP THE HANGER INSIDE THE TRACK THUS STOPPING THE DOOR FROM STRIKING THE JAMB OR TO RESTRICT THE DISTANCE THE DOOR WILL TRAVEL ON THE TRACK.

### INSTRUCTIONS:

#### STEP 1

INSTALL TRACK, HANGERS, GUIDE SYSTEM, DOOR(S), ETC AS PER PRODUCT INSTRUCTIONS.

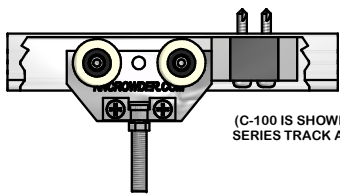
#### STEP 2

PLACE THE DOOR IN CLOSED OR THE REQUIRED STOPPING LOCATION. MARK INSIDE TOP FACE OF TRACK IN LINE WITH EDGE OF HANGER.

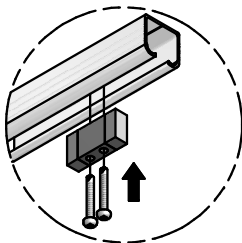
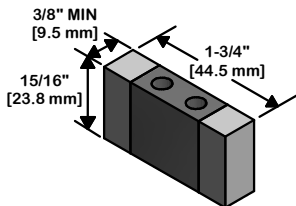
#### STEP 3

CENTRE C-100 DOOR STOP INSIDE TRACK, AND SECURE TO TRACK/HEADER WITH #10 X 1-1/2" SELF DRILLING SCREWS WITH A ROBERTSON DRIVER BIT.

**NOTE:** IT IS RECOMMENDED TO USE ONE SCREW TO SECURE DOOR STOP, THEN CHECK IF IT IS IN THE CORRECT POSITION. IF LOCATION IS CORRECT, SECURE WITH SECOND SCREW OTHERWISE ADJUST ACCORDINGLY AND SCREW OPPOSITE HOLE FIRST.



(C-100 IS SHOWN WITH C-400 SERIES TRACK AND HANGER)



WEBSITE: [www.kncrowder.com](http://www.kncrowder.com)  
E-MAIL: [customerservice@kncrowder.com](mailto:customerservice@kncrowder.com)

### K.N. CROWDER MFG. INC.

1220 BURLOAK DRIVE  
BURLINGTON, ONTARIO, CANADA, L7L 6B3  
TELEPHONE: 905-315-9788 - FAX: 905-315-8090  
TOLL FREE FAX: 1-800-567-0123

### K.N. CROWDER INC.

210 EIGHTH STREET SOUTH  
LEWISTON, NEW YORK, U.S.A. 14092  
TELEPHONE: 1-716-754-8247  
TOLL FREE FAX: 1-800-567-0123