


DOREX TL/TLA SERIES

COMMERCIAL LOCKSETS

DOREX

Dorex TL series standard duty locksets are recommended by door hardware specialists for use in multi-unit housing or standard commercial applications. Dorex TLA series heavy-duty deadlocks provide added security. Dorex brand products are recognized for value while delivering leading edge technology and security.



- Non-handed
- For 1 3/8" (35mm) to 1 3/4" (44mm) door thickness, optional 2 1/4" (57mm) for deadbolt
- Standard backset 2 3/4" (70mm); optional 2 3/8" (60mm), 3 3/4" (95mm) and 5" (127mm) backsets available
- Fits ANSI A115.2 (160 or 161) door prep*

- Solid brass 6-pin tumbler cylinder
- Standard Schlage "C" keyway; optional Weiser keyway
- 3" (76mm) rose diameter
- Rose cover conceals mounting plate & screws
- Wide variety of functions available
- TLA51IC comes with small format 7-pin interchangeable core

- Easy installation for new construction or retrofit
- Conforms to ANSI A156.2 series 4000 or ANSI A156.5, Grade 2
- 3 hour cULus fire rating
- 1 year mechanical limited warranty

*May require additional door prep

www.dorex.com

CONFORMS TO ANSI
GRADE 2



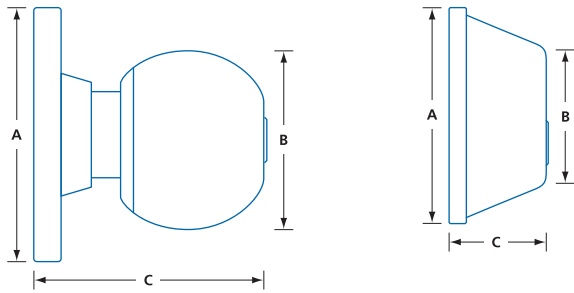
SPECIFICATION

All bored locks shall be Dorex TL series. Locks shall meet the requirements of ANSI A156.2 series 4000, Grade 2. Locks shall be adjustable for 1 3/8" (35mm) to 1 3/4" (44mm) door thickness. Locks shall fit standard 2 1/8" (55mm) cross bore (160 or 161 door prep may require additional door prep). Latch bolt shall have standard 2 3/4" (70mm), optional 2 3/8" (60mm), 3 3/4" (95mm) and 5" (127mm) backset with 1/2" (13mm) latch throw and cULus listing for use on fire doors. Locks shall be reversible and supplied with all necessary mounting fasteners.

AUXILIARY LOCKS : All bored deadlocks shall be Dorex TLA series. Locks shall meet the requirements of ANSI A156.5, Grade 2. Locks shall be adjustable for 1 3/8" (35mm) to 1 3/4" (44mm): optional 2 1/4" (57mm) door thickness. Locks shall fit standard 2 1/8" (54mm) cross bore (160 or 161 door prep). Deadbolt shall have standard 2 3/4" (70mm); optional 2 3/8" (60mm), 5" (127mm) with backset with 1" (25mm) bolt throw and cULus listing for use on fire doors. Locks shall be reversible and supplied with all necessary mounting fasteners. Deadlock with small format interchangeable core (IC) shall be Dorex TLA51IC model.

Keying: Dorex Grade 2 cylindrical locks are available in a variety of keyways and keyed systems. Please contact a sales representative for more details.

SIZE CHART & SELECTION GUIDE




| MODEL | A | B | C |
|-------|----------------|---------------|---------------|
| TL | 3 (76) | 2 1/8 (54) | 2 5/8 (67) |
| TLA | 2 9/16 (65) | 1 5/8 (41) | 1 1/8 (29) |

| MODEL NUMBER | FUNCTION | FINISH | PER CASE | WEIGHT LBS / KG |
|--------------|--|----------------|----------|-----------------|
| TL 10 | Passage | | 20 | 42.0 / 19.1 |
| TL 15 | Exit | | | 36.8 / 16.7 |
| TL 17 | Single dummy trim | C3, C32D | 40 | 12.4 / 5.6 |
| TL 32 | Patio | | | 40.6 / 18.4 |
| TL 42 | Privacy | | | 44.2 / 20.0 |
| TL 53 | Entrance | | | 48.4 / 22.0 |
| TL 53 LC | Entrance, less core | C3 | | 44.0 / 20.0 |
| TL 60 | Store | C3, C32D | 20 | 53.0 / 24.0 |
| TL 70 | Classroom | | | 50.0 / 22.7 |
| TL 79 | Institution exit | C32D | | 43.0 / 19.5 |
| TL 80 | Storeroom | C3, C32D | | 48.2 / 21.9 |
| TL 80 LC | Storeroom, less core | C32D | | 44.8 / 20.3 |
| TL 82 | Institution or utility | C3, C32D | | 51.4 / 23.3 |
| TL 94 | Hotel or motel | | | 49.2 / 22.3 |
| TLA 51 | Single cylinder deadlock with inside thumbturn | C3, C32D, C26D | | 43.6 / 19.8 |
| TLA 51 IC | Single cylinder deadlock with IC & inside thumbturn | C26D, C32D | 20 | 44.0 / 20.0 |
| TLA 60 | Double cylinder deadlock | C3, C32D | | 58.2 / 26.4 |
| TLA 70 | Single cylinder deadlock with inside thumbturn (classroom security function) | C32D | | 44.0 / 20.0 |

PARTS & ACCESSORIES

| | | | |
|--------|---|-------|--|
| 9106 | T-strike, 1 1/8" (29mm) x 2 3/4" (70mm) | TL003 | 2 3/4" (70mm) spring latch – TL 10 |
| 9106NH | T-strike, no hole 1 1/8" (29mm) x 2 3/4" (70mm) | TL004 | 2 3/4" (70mm) deadlatch – TL 15, 53, 60, 70, 79, 80, 82 |
| ASA-T | ASA strike with adjustable tab size | TL005 | 2 3/8" (60mm) deadlatch – TL 15, 53, 60, 70, 79, 80, 82 |
| 9111 | Deadbolt strike for steel frame, 1 1/8" (29mm) x 2 3/4" (70mm) | TL006 | 5" (127mm) deadlatch – TL 15, 53, 60, 70, 79, 80, 82 |
| 9111NH | Deadbolt strike for steel frame, no hole, 1 1/8" (29mm) x 2 3/4" (70mm) | TL007 | 2 3/8" (60mm) deadbolt – TLA 51, TLA 60, TLA 70 |
| 9118 | Deadbolt strike for wood frame, 1 1/8" (29mm) x 2 3/4" (70mm) | TL008 | 2 3/4" (70mm) deadbolt – TLA 51, TLA 60, TLA 70 |
| 9118R | Deadbolt strike with round corners, 1 1/8" (29mm) x 2 3/4" (70mm) | TL009 | 5" (127mm) deadbolt – TLA 51, TLA 60 |
| TL001 | 2 3/8" (60mm) spring latch – TL 10 | TL010 | 2 3/8" (60mm) spring latch – TL 42 |
| TL002 | 2 3/4" (70mm) spring latch – TL 42 | TL011 | 2 3/8" (60mm) deadlatch – TL 32, 94 |
| | | TL012 | 2 3/4" (70mm) deadlatch – TL 32, 94 |
| | | TL013 | Adapter for 2 3/8" (60mm) latches - extends to 3 3/4" (95mm) |
| | | TL014 | Adapter for 2 3/4" (70mm) latches - extends to 5" (127mm) |
| | | TL020 | Spacer for 1" (25mm) faceplate on 2 3/8" (60mm) BS latch |



C3 – Polished brass plated C26D – Satin chrome plated
C32D – Satin stainless steel

Dimensions unless specified otherwise are: Inches (Millimeters)