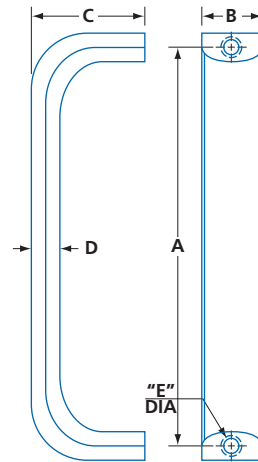


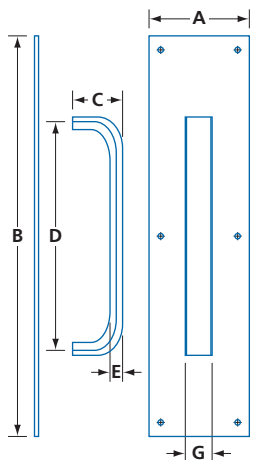
DOOR PULL D-TYPE



- Supplied with two matching finish 1/4-20 UNC x 2 3/8" long, FH machine screws and two cup-washers
- Finish: aluminum, polished laquered brass and satin stainless steel

MODEL NUMBER	MATERIAL	FINISH	A	B	C	D	E DIA	PER BOX	WEIGHT LBS / KG
1412	Brass, SS	C3, C32D	7 (178)	1 1/16 (27)	2 (51)	1/2 (12.7)	1/4-20 UNC thread x 3/4 (19) deep	1	1.16 / 0.53
H1412	Alu	C28						10	4.81 / 2.19
1413	Brass, SS	C3, C32D	9 (229)	1 1/16 (27)	2 (51)	1/2 (12.7)		1	1.43 / 0.65
H1413	Alu	C28						10	6.2 / 2.8

DOOR PULL WITH BACK PLATE PACKAGED SET

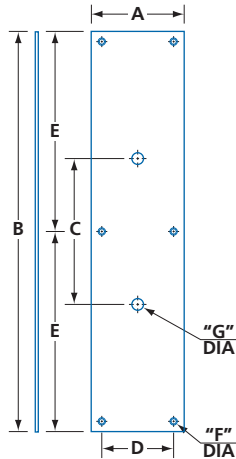


- D-Type door pull
- Supplied with six #6 x 3/4" long wood screws and two 1/4-20 UNC x 2 3/8" long machine screws and cup-washers
- For aluminum finish matching push plates see model #H in the push plates (page 05.102)
- Finish: aluminum

MODEL NUMBER	MATERIAL	FINISH	A	B	C	D	E	PER BOX	WEIGHT LBS / KG
H1410	Alu	C28	4 (102)	16 (400)	2 1/16 (52)	9 (229)	1/2 (12.7)	1	0.94 / 0.43
H1411			3 1/2 (89)	15 (381)		7 (178)			0.79 / 0.36

R1 07/08

BACK PLATE



- Mounting hardware included
- For matching aluminum finish push plates see model #14 aluminum finish push plates (page 05.102)
- For matching aluminum finish kick plates see model #15 kick plates (page 05.104)
- Finish: bright brass (BP), satin aluminum (AL), satin stainless steel (ST)

MODEL NUMBER	MATERIAL	FINISH	A	B	C	D	E	F DIA	G DIA	PER PIECE	WEIGHT LBS / KG
130315	Brass, Alu, ST304	C3, C28, C32D	3 1/2 (89)	15 (381)	7 (177.8)	2 1/2 (63.5)	7 (178)	13/64 (5.2)	5/16 (7.9)	1	0.22 / 0.1
130416			4 (102)	16 (406)	9 (228.6)	3 (76.2)	7 1/2 (190)				0.28 / 0.13