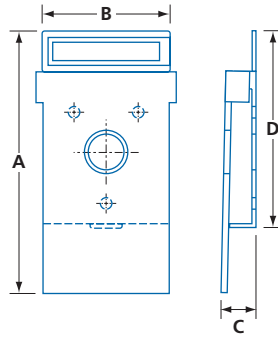
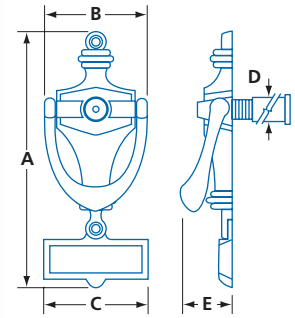


BRASS DOOR KNOCKER



DOOR KNOCKER

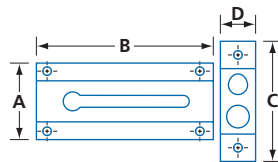



- Solid brass door knocker with name card holder
- Door viewer DV180, DS200 or BO3 optional (sold separately)
- Fits door viewers of 1/2" (12 mm) to 9/16" (14 mm) diameter
- Supplied with mounting screws

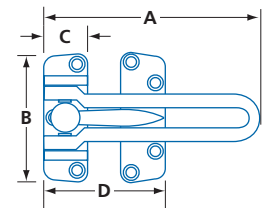

- Zinc alloy door knocker with name card holder and 160° door viewer
- For 1" (25.4 mm) to 1 7/8" (47.6 mm) door thickness and 1/2" (12.7 mm) bore
- Supplied with mounting screws

MODEL NUMBER	FINISH	A	B	C	D	PER BOX	WEIGHT LBS / KG	MODEL NUMBER	FINISH	A	B	C	D DIA	E	PER BOX	WEIGHT LBS / KG
600 BR	BP	4 1/8 (104.8)	2 1/4 (58)	1/2 (13.0)	3 1/8 (79.6)	12	4.2 / 1.9	VK 783	BP	4 7/8 (124)	2 1/16 (52)	2 1/16 (52)	15/32 (12)	3/4 (19.2)	12	2.6 / 1.2

DOOR CHAIN



DOOR GUARD



RH28EP

AP34

- 1302 solid brass chain guard with welded steel chain, carded
- 232.620 economical model plated steel chain guard with welded steel chain, in poly bag
- Supplied with mounting screws
- Finish: polished brass or polished chrome

- High security zinc alloy door guard, supplied with mounting screws
- RH28 finish: antique brass, antique bronze, antique nickel, polished brass, polished chrome, satin chrome or satin nickel
- Protective edge plates for door guard RH28, 9/16" x 1" x 1 3/16" (14.3 mm x 25.4 mm x 30 mm) sold separately
- Finish: RH28EP - aluminum, polished brass, satin brass, satin chrome and satin nickel & AP34 - satin chrome

MODEL NUMBER	CHAIN LENGTH	A	B	C	D	PER BOX	WEIGHT LBS / KG	MODEL NUMBER	A	B	C	D	PER BOX	WEIGHT LBS / KG
1302	8 (203)	1 3/8 (35)	3 3/8 (86.0)	2 (51)	3/4 (19)	10	3.0 / 1.4	RH28	4 1/4 (108)	2 7/16 (62)	13/16 (21)	2 5/8 (67)	10	4.2 / 1.8
232.620		1 7/16 (36)		2 5/16 (58)	11/16 (17.1)	10	2.6 / 1.2							

Dimensions unless specified otherwise are: Inches (Millimeters)