

DOREX PRO B73/B77 SERIES

HALF SURFACE / HALF MORTISE TEMPLATE BUTT HINGES

DOREX

The Dorex Pro B73 & B77 series hinges are half surface & half mortise ball bearing template hinges. Made from the highest quality materials these hinges are suitable for moderate to high traffic door applications. Dorex Pro brand products are recognized for value while delivering lasting performance.



- Handed
- High quality steel base material
- Standard non-rising non-removable pin (NRP)
- Standard flat top and knock-out bottom tips
- B73 installation: one leaf mortised in door jamb, other thru-bolted to surface of door
- B77 installation: one leaf mortised in door edge, other secured to surface of door jamb
- Standard template hole pattern on mortised leaf conforms to ANSI standard A156.7
- Quality wood screws / thru bolts & grommets and undercut machine screws included

03.016

DOREX PRO B73 / B77 SERIES HINGES

SPECIFICATION

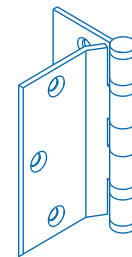
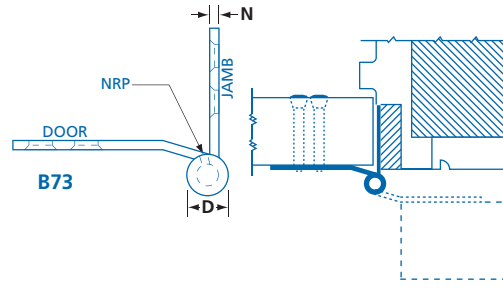
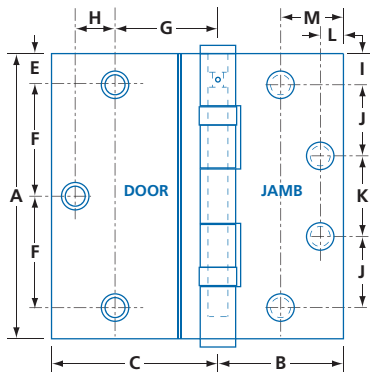
All half surface and half mortise ball bearing template hinges shall be Dorex Pro B73/B77 series. Hinges shall be made from select quality steel base materials. Hinges shall be of standard weight, have 5 knuckles, 2 Slimline ball bearings with non-rising non-removable pin (NRP) security and standard flat top and knock-out bottom tips. Hinges shall have four square corners. Hinges shall be handed, supplied with all necessary wood and undercut machine mounting fasteners.

SELECTION GUIDE

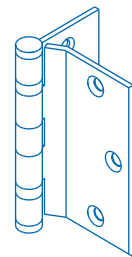
MODEL NUMBER	SIZE	FINISH	MACHINE SCREWS	WOOD SCREWS	BOX / CASE QTY	CASE LBS / KG
B73-L	4 1/2" (114.3mm)	CP	#12-24 x 1/2" (12.7mm)	1/4-20 x 2" (51mm) long thru-bolt with grommet nut for 1 3/4" (45mm) thick door	3 / 36	41.1 / 18.7
B73-R						
B77-L				#12 x 1 1/4" (31.8mm)	3 / 60	52.4 / 23.8
B77-R						

SIZE CHART

Left hand shown

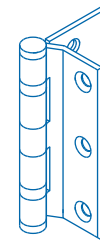
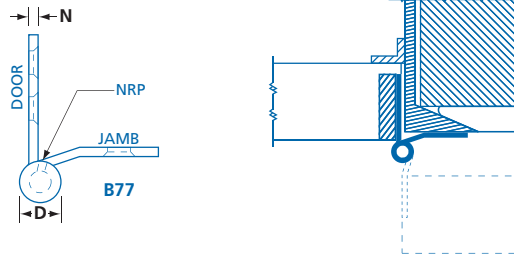
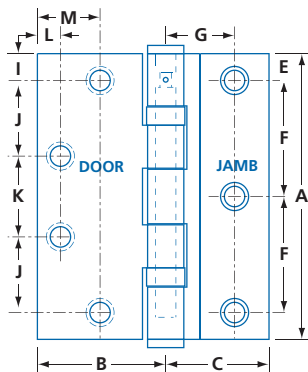


B73-L
Left hand

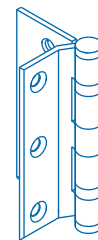


B73-R
Right hand

B73	CP	NRP	-L
SERIES	FINISH	FEATURE	HAND



B77-L
Left hand



B77-R
Right hand

B77	CP	NRP	-L
SERIES	FINISH	FEATURE	HAND

MODEL	A	B	C	D	E	F	G	H	I	J	K	L	M	N
B73	4 1/2" (114.3)	2 1/16" (52.4)	2 11/16" (68)	9/16" (14.2)	1/2" (12.7)	1 3/4" (44.6)	1 5/8" (41)	9/16" (14.3)	1/2" (12.7)	1 1/8" (28.6)	1 1/4" (32)	3/8" (9.5)	1" (25.4)	0.135" (3.5)
B77			1 1/2" (38)			1 3/4" (44.5)	1" (25.4)	N/A						

CP – Primed coated

N/A – Not applicable

Dimensions unless specified otherwise are: Inches (Millimeters)