


DOREX PRO 179 SERIES

BALL BEARING TEMPLATE BUTT HINGES

DOREX

The Dorex Pro 179 and CB179 series hinges are available in a wide variety of sizes, finishes and styles. Made from the highest quality materials these hinges are suitable for moderate to high traffic wood or hollow metal door applications. Dorex Pro brand products are recognized for value while delivering lasting performance.



- Non-handed
- High quality steel base material
- High grade plated finishes
- Non-rising removable pins
- Non-removable pin (NRP) available on all models
- Standard flat top and knock-out bottom tips for 179 model
- Flush top and bottom tips for CB179 model
- Standard template hole pattern conforming to ANSI standard A156.7
- Quality wood screws and undercut machine screws included

03.010

DOREX PRO 179 SERIES HINGES

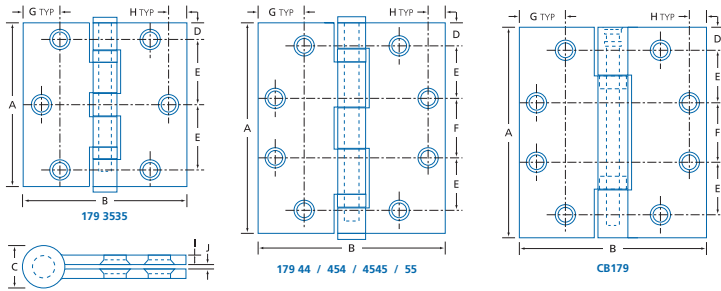
SPECIFICATION

All full mortise ball bearing template butt hinges shall be Dorex Pro 179 series. Hinges shall be made from select quality steel base materials and high grade plated finishes. Hinges shall be of standard weight, have 5 knuckles, 2 Slimline ball bearings with non-rising removable pins and standard flat top and knock-out bottom tips. Hinges shall have four square corners. Hinges shall be non-handed and supplied with all necessary wood and undercut machine mounting fasteners. **OPTIONAL:** Hinges shall be made of 18-8 stainless steel base materials and have non-removable pin (NRP) security and 1/4" (6.4mm) or 5/32" (4.0mm) radius corners, choice of ball or steeple removable tips. **Concealed bearing hinges:** All full mortise concealed bearing template butt hinges shall be Dorex Pro CB179 series, hinges shall have 3 knuckles, 2 concealed Slimline ball bearings and flush top and bottom tips. All other specifications same as 179 series.

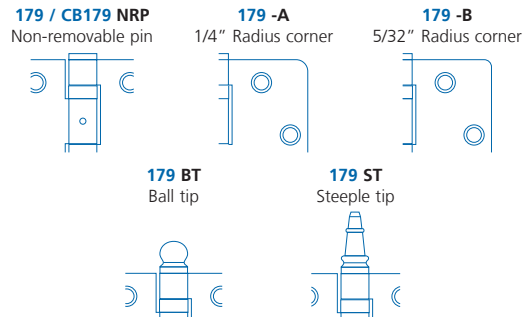
SELECTION GUIDE

MODEL NUMBER	SIZE	FINISH	MACHINE SCREWS	WOOD SCREWS	BOX / CASE QTY	CASE LBS / KG
179 3535	3 1/2" (88.9mm) x 3 1/2" (88.9mm)	SEE AVAILABILITY CHART BELOW	#10-24 x 1/2" (12.7mm)	#9 x 1" (25.4mm)	3 / 60	39.6 / 18.0
179 44	4" (101.6mm) x 4" (101.6mm)					58.0 / 26.3
179 454	4 1/2" (114.3mm) x 4" (101.6mm)		65.8 / 29.8			
179 4545	4 1/2" (114.3mm) x 4 1/2" (114.3mm)		#12-24 x 1/2" (12.7mm)	#12 x 1 1/4" (31.8mm)	3 / 36	71.2 / 32.2
179 55	5" (127.0mm) x 5" (127.0mm)				55.0 / 24.9	
CB179 454	4 1/2" (114.3mm) x 4" (101.6mm)		3 / 60	66.4 / 30.1		

SIZE CHART



OPTIONS



179 SERIES	C15 FINISH	454 SIZE	NRP OPTION
------------	------------	----------	------------

MODEL	A	B	C	D	E	F	G	H	I	J
179 3535	3 1/2 (88.9)	3 1/2 (88.9)	1/2 (13.0)	23/64 (9.0)	1 25/64 (35.4)	N/A	11/16 (17.5)	23/64 (9.1)	0.123 (3.1)	1/16 (1.6)
179 44	4 (101.6)	4 (101.6)	9/16 (14.0)	33/64 (13.0)	1 (25.5)	31/32 (24.6)	3/4 (19.1)	3/8 (9.5)	0.130 (3.3)	
179 454	4 1/2 (114.3)		19/32 (15.2)	33/64 (13)	1 1/8 (28.6)	1 7/32 (31.3)	1 (25.4)		0.134 (3.4)	
179 4545	4 1/2 (114.3)	5/8 (15.9)	1 1/4 (31.8)		1 31/64 (37.7)	0.146 (3.7)				
179 55	5 (127.0)	5 (127.0)								

FINISH / SIZE AVAILABILITY CHART

MODEL	3535	44	454	4545	55
179	BLR, C15, C1D, C26, C26D, C3M	BLR, C15, C1D, C26, C26D, C32D*, C3, C3M	C15, C1D, C26, C26D, C32D*, C3, C3M, C4, C5	C15, C32D*	C15, C32D*
179 NRP	N/A	C15, C32D*	BLR, C15, C26D, C2G, CP	N/A	N/A
179 -A		N/A	BLR, C15, C2G, C32D*		
179 -B		BLR, C2G, C32D*			
179 BT		C3M	C3M		
179 ST		C3M	C3M		
CB179		N/A	C15, C3, C3M		
CB179NRP		N/A	C15, C32D*		

BLR – Dark bronze C15 – Satin nickel C1D – Mat black C26 – Bright chrome C26D – Satin chrome C2G – Zinc plated C32D – Satin stainless steel
 C3 – Polished brass C3M – Mirror polished brass C4 – Satin brass C5 – Antique brass CP – Primed coated * – 18-8 Stainless steel base material with NRP N/A – Not applicable

Dimensions unless specified otherwise are: Inches (Millimeters)