

# DOREX PRO 1168 SERIES

HEAVY DUTY BALL BEARING TEMPLATE BUTT HINGES

**DOREX**

The Dorex Pro 1168 series hinges are full mortise heavy duty hinges made from the highest quality materials; these hinges are suitable for high traffic industrial door applications. Dorex Pro brand products are recognized for value while delivering lasting performance.



- Non-handed
- Made with high quality steel or stainless steel base material (varies by model)
- High grade plated finishes
- Standard non-rising non-removable pin (NRP)
- Standard template hole pattern
- Standard flat top and knock-out bottom tips
- Quality wood screws and undercut machine screws included

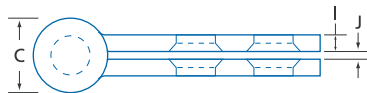
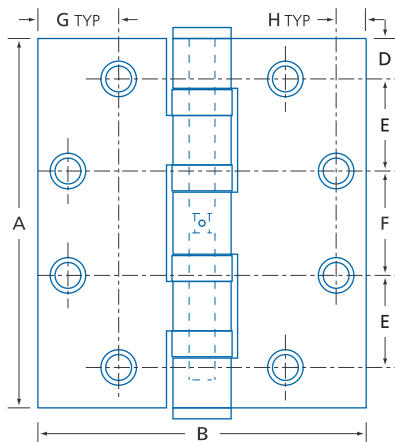
**SPECIFICATION**

All full mortise heavy duty ball bearing template butt hinges shall be Dorex Pro 1168 series. Hinges shall be made from select quality steel base materials and high grade plated finishes. Hinges shall be of heavy weight, have 5 knuckles, 4 Slimline ball bearings with non-rising non-removable pin (NRP) security and standard flat top and knock-out bottom tips. Hinges shall have four square corners. Hinges shall be reversible and supplied with all necessary wood and undercut machine mounting fasteners. **OPTIONAL:** Hinges shall be made of 18-8 stainless steel base materials, 5/32" (4.0mm) radius corners.

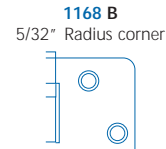
**SELECTION GUIDE**

MODEL NUMBER	SIZE	MACHINE SCREWS	WOOD SCREWS	BOX / CASE QTY	CASE LBS / KG
1168 454	4 1/2" (114.3mm) x 4" (101.6mm) square corners	#12-24 x 1/2" (12.7mm)	#12 x 1 1/4" (31.8mm)	3 / 60	85.2 / 38.6
1168 454 B	4 1/2" (114.3mm) x 4" (101.6mm) 18-8 stainless steel, 5/32" (4.0mm) radius corners				

**SIZE CHART**



**OPTIONS**



1168 SERIES	C15 FINISH	454 SIZE	B OPTION
-------------	------------	----------	----------

MODEL	A	B	C	D	E	F	G	H	I	J
1168 454	4 1/2 (114.3)	4 (101.6)	23/32 (18.0)	1/2 (13.0)	1 1/8 (28.6)	1 1/4 (31.7)	1 (25.4)	3/8 (9.5)	3/16 (4.8)	1/16 (1.8)

**FINISH / SIZE AVAILABILITY CHART**

MODEL	454
1168	C15, C32D*
1168 B	C32D*

C15 – Satin nickel C32D – Satin stainless steel  
 \* – 18-8 Satin stainless steel base material

Dimensions unless specified otherwise are: Inches (Millimeters)